



# **ALLU COMPACTOR** **PRODUCT CATALOGUE.**



**COMPACTOR<sup>TM</sup>**

**ALLU.NET**

A TRUE ALL  
ROUNDER ON ANY  
CONSTRUCTION SITE.  
ALLU COMPACTOR  
PROLINE.

# CONTENT

PROLINE-SERIE

LANDSCAPING  
HD 250 | HD 300

STANDARD MODELS  
HD 500 | HD 800 | HD 1200 | HD 1500 | HD 2000

CABLE AND PIPE LAYING  
HD 125 | HD 200

PIPE ZONE COMPACTORS  
HD 200 TL | HD 200 TL

COMPACTOR BUCKETS





# ALLU COMPACTOR PROLINE-SERIE

## ALLU Compactor for carriers from 1.5 to 60 tons.

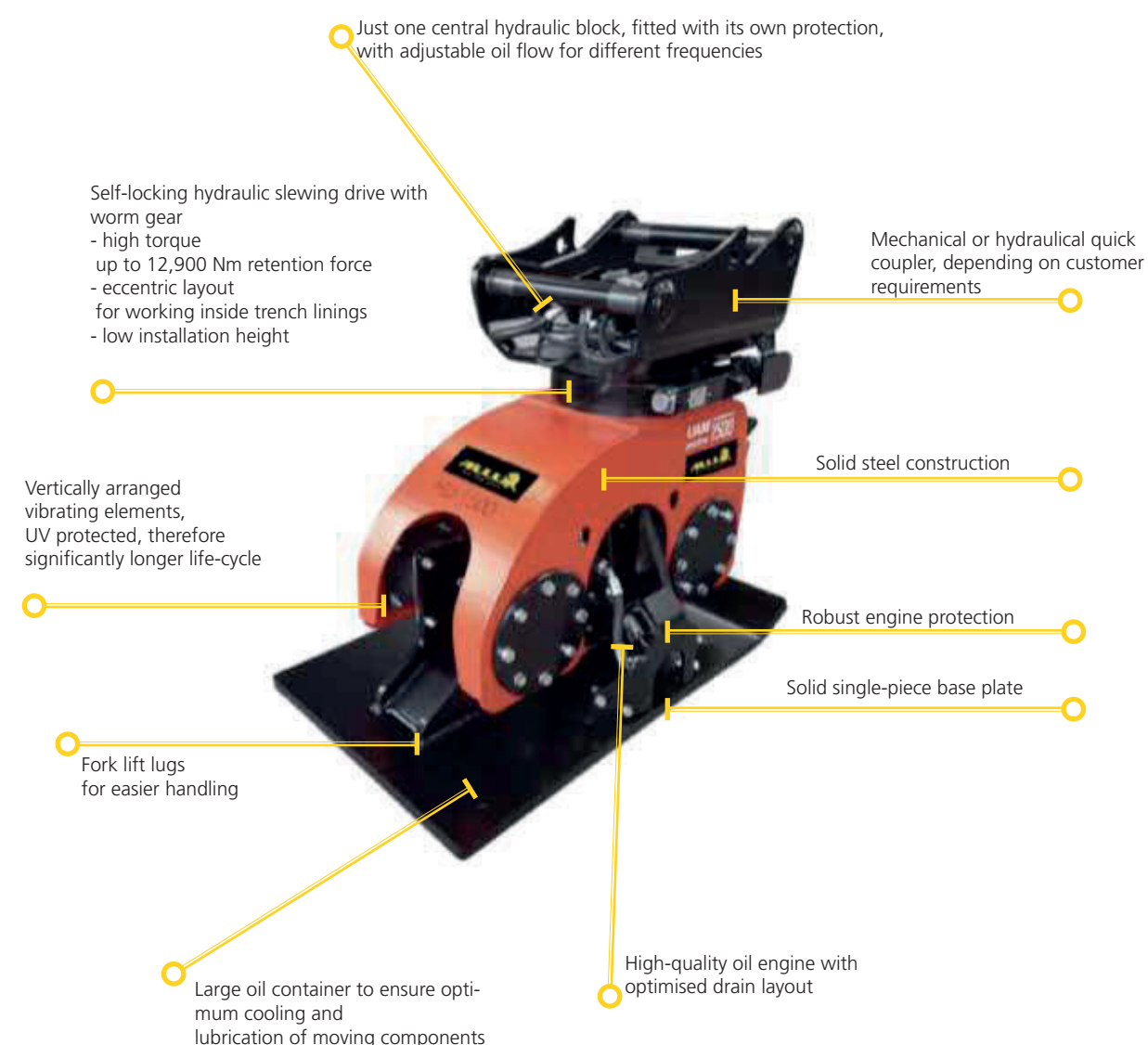
Designed and manufactured based on more than 20 years of experience in road and civil engineering. The robust and practical design of the add-on compactors and their versatile applications make them real all-rounders. They are a must-have on each construction site. Compaction can hardly be more efficient and effective. Higher utilization of the carrier equipment, cost-optimized compaction (no additional staff required) and significant time savings guarantee added value and a short payback period. Minimized risk of accidents and cost optimization through compaction without a man in the trench as well as compliance with tougher legal requirements regarding vibrations and emissions are further reasons for the use of an ALLU Compactor.

Further benefits of the compactor series: Thanks to the vertical arrangement of their shock absorption elements, the compactor is incredibly quiet. Directional oscillation ensures that the maximum amount of power is transferred to the ground, with minimal vibrations on the excavator arm and cabin. ALLU compactors can be configured in many different ways and are available in a broad range of models, they are highly efficient, safe and reliable for excavators weighing between 1.5 and 60 tons

### MAIN AREAS OF USE:

Civil engineering / Road construction / Earthmoving / Building construction / Landscaping / Cable and pipe laying

## KEY FEATURES.



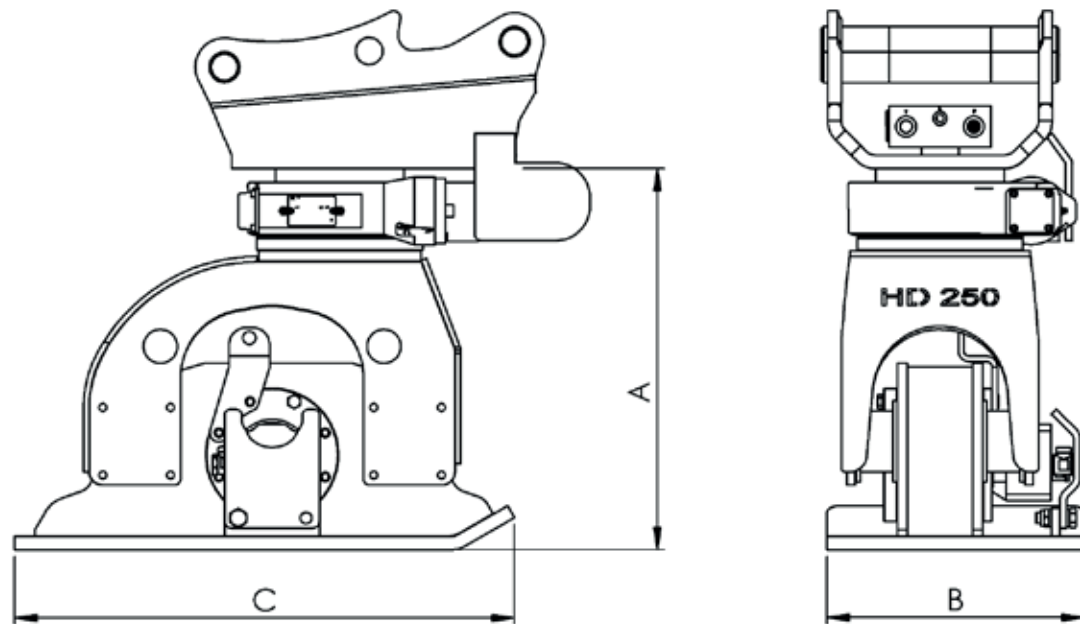


# LANDSCAPING

## THE NEW HD 250 AND HD 300

Our entirely new developed add-on compactors HD 250 and HD 300 now transfer the proven ALLU Compactor quality to the 1.5 to 8 tons carrier class. With a weight of less than 250 kg (incl. slewing gear) and a plate width of 380 mm, the HD 250 is perfect for all compaction jobs. The HD 300 serves all carriers from 3-8 tons.

Whether with or without quick coupler, with or without slewing gear, excavators with or without leakage oil line: the HD200 and HD300, like all our attachment compactors, are freely configurable and incorporate all "Compactor Genes": optimum cooling and lubrication thanks to the sizeable oil supply, high-quality components and a robust overall design. The optionally available slewing drive with hydraulic circuit is arranged asymmetrically and enables the use of the compactor in a wide variety of applications.



CHARACTERISTICS	HD 250	HD300
Excavator service weight (in metric tons)	1,5-6	3 - 8
Weight (in kg) including interchangeable frame	240	280
Overall height (in mm), including interchangeable frame	710	820
Plate dimensions (mm)	380 x 740	450 x 780
Frequency range (Hz)	28-60	28 - 60
Recommended minimum oil flow rate (litres per min.)	30	40
Maximum pressure (bar)	160	160
Dynamic impact power (in kg)	580 - 2600	1.000 - 3.400
Hydraulic slewing drive retention torque (in Nm)	3.300	3.300
A (mm)	560	585
B (mm)	380	450
C (mm)	740	780

# LANDSCAPING

## THE NEW HD 250 AND HD 300

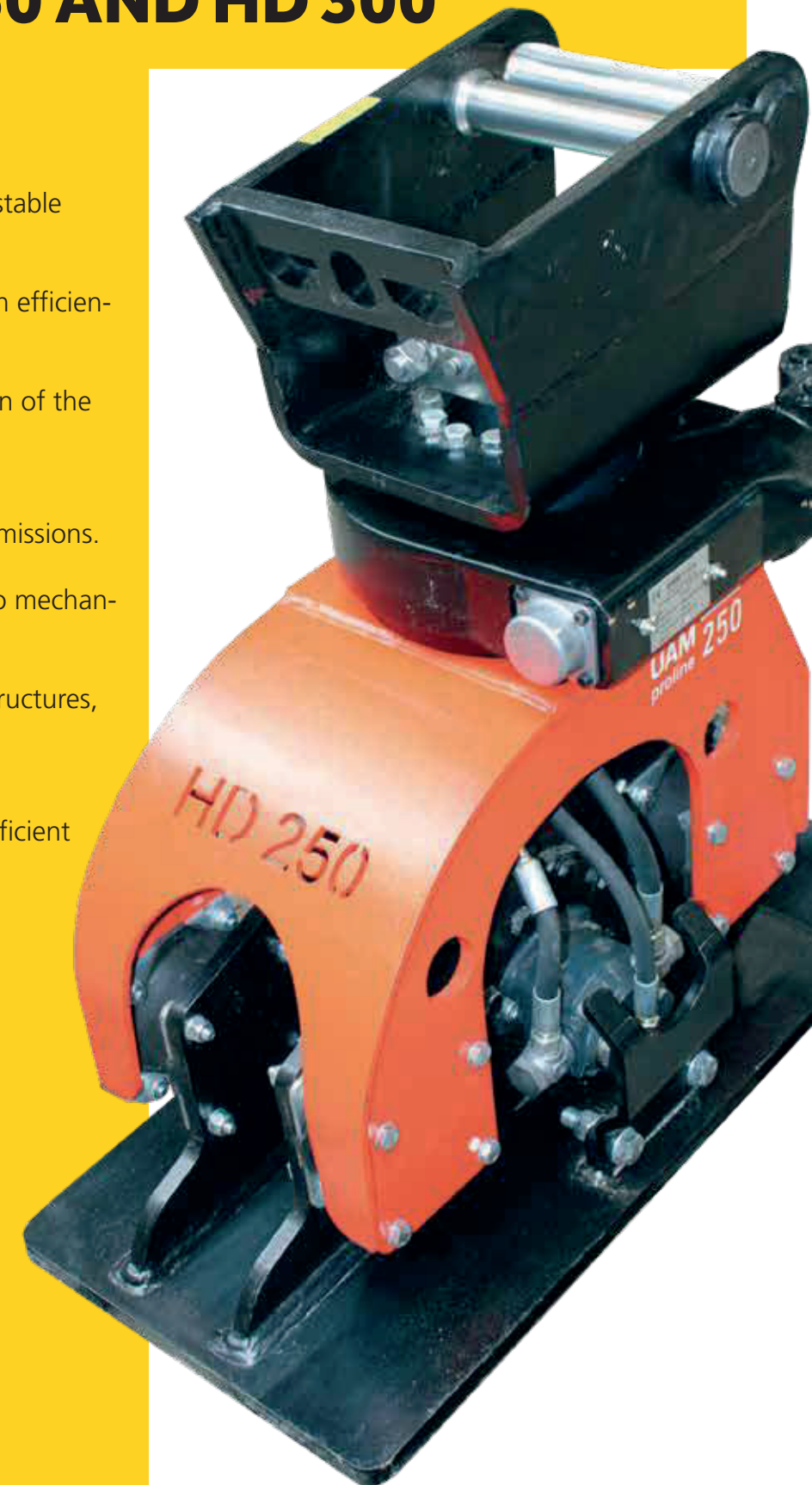
### Your Benefits:

- Best-in-class compaction thanks to adjustable frequency and impact power.
- Enormously deep penetration offers high efficiency for all types of grounds.
- Considerably greater degree of utilisation of the carrier. No cost intensive idle time or downtime.
- Reduces noise, vibrations and exhaust emissions.
- Minimizes the risk of accidents thanks to mechanical compaction right at the jobsite.
- Reduces damage to pipes and nearby structures, thanks to controlled compaction, particularly in areas prone to concussions.
- Quick return on investment thanks to efficient mechanical compaction and optimized degree of utilisation.

### Options:

Optionally the HD250/HD300 is available with or without hydraulic slewing gear with screw drive. A extension plate and the well proven controller round off the range of optional accessories.

The add-on compactors from the HD125 up to and including the HD 2000 have a sizeable oil supply for cooling and lubrication of moving parts – and are thus optimized for demanding operating conditions and long operating times.





# ALLU COMPACTOR STANDARD MODELS



## HD500

Carriers from 5 tons

Design and construction correspond to those of the big ones. Technology and performance are unbeatable in this size class and for professional use. With its 500 kg service weight, it is suitable for carriers from 5 tons and is used primarily for landscaping

## HD800

Carriers from 7 tons

The compactor HD800 with 800 kg service weight is ideal for carriers beginning from 7 tons and covers a wide range of models. It's extremely robust design and the high power of impact always ensures excellent compaction results with the highest comfort for the operator.

## HD1200

Carriers from 15 tons

The HD 1200 is designed for carriers from 15 tons and serves a wide range of models. It's extremely robust design and the high impact power always ensures excellent compaction results with the highest comfort for the operator. The HD 1200 is also characterized by an extremely durable and robust construction and convincing compaction performance.

## HD1500

Carriers from 20 to 60 tons

The HD 1500 with 1.5 tons of service weight is designed for carriers from 20 tons to 60 tons and delivers unbeatable compaction results with highest comfort for the operator. High performance and easy handling ensure best compaction with full lift dumping height.

## HD2000

Carriers from 20 to 60 tons

The largest and heaviest ALLU Compactor of the Proline series with an enormous impact power of 20.000 kg at 40 Hertz sets unachievable standards. The plate size of over 1.7 m2 is suitable for large-volume compaction work with heavy carrier equipment.

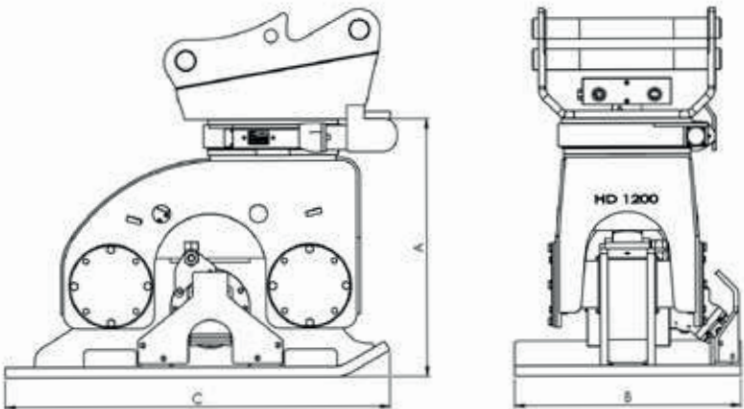
### Options for all Standard models:

- \*Controller
- \*extension plate
- \*also available without standard slewing gear




# TECHNICAL SPECIFICATIONS

FEATURES	HD 500	HD 800	HD 1200	HD 1500	HD 2000
Excavator service weight (in tons)	5-10	7-20	15-30	20-60	20-60
Weight (in kg) including interchangeable frame	470	780	1170	1470	1800
Overall height (in mm), including interchangeable frame	900	1104	1266	1341	1400
Plate dimensions (mm)	510 x 865	660 x 1100	770 x 1320	900 x 1460	1100 x 1550
Frequency range (Hz)	28-60	28-60	28-60	28-60	28-60
Recommended minimum oil flow (litres per min.)	60	90	150	210	210
Maximum pressure (bar)	210	210	210	210	210
Dynamic power of impact (in kg)	1000 - 4400	2000-8300	3500-15000	5000-21000	10000-30000
Hydraulic slewing drive retention torque (in Nm)	3300	9300	12900	12900	12900
Dimensions (in mm)	865 x 510 x 645	1100 x 660 x 785	1320 x 770 x 875	1460 x 900 x 940	1550 x 1100 x 990



The ALLU Compactor has a sizeable oil supply for cooling and lubrication of moving parts – and are thus optimized for demanding operating conditions and long operating times.



For better handling in the depot or on the construction site, the models have forklift mounts to ensure easy and safe transport.






# ALLU COMPACTOR

## OPTIONAL ACCESSORIES

### Extension Plates



Compactor	Width (in mm)	Width (in kg)
HD 200	400	50
HD 250	470	120
HD 300	900	140
HD 500	1000	160
HD 800	1200	210
HD 1200	1600	350
HD 1500	2000	470
HD 2000	2000	470

### FREQUENCY CONTROLLER.

The frequency controller is a monitoring device to avoid damage to pipes and nearby buildings. The controller continuously measures and logs the frequency of the ground being worked on and warns the operator if the machine is too close to or has reached the natural frequency of this ground – e.g. in the presence of damp or heavy soil, or if the compactor is overloaded.

#### SPECIFICATIONS:

- Optical control display (4 LEDs) in the direction of view towards the carrier.
- Electronic logbook with date, time, frequency and operating hours as well as logging of the location of work via built-in GPS module
- Data upload and logging via Bluetooth connection



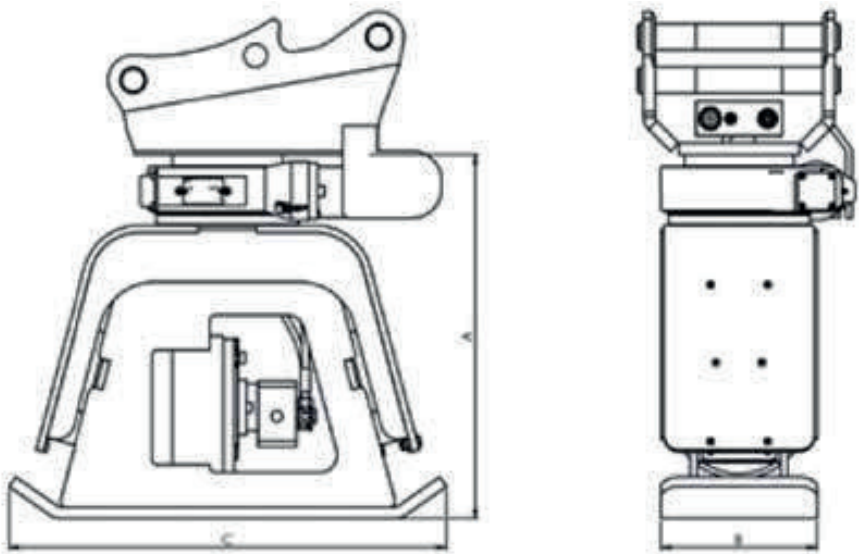
# Cable and pipe laying

## HD 125 and HD 200

### HD 125

Carriers from 1.5 to 10 tons

Due to its narrow base plate, this model is suitable for efficient economical compaction of narrow trenches, e.g. in sewer or pipeline constructions. The HD 125 is optionally available without the standard slewing drive. A hydraulic slewing gear with screw gear is optionally available.

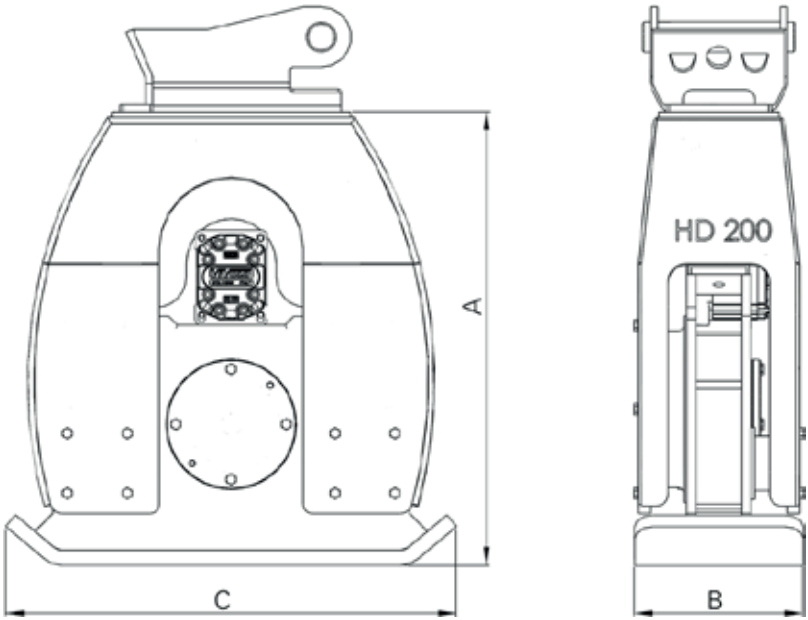


### HD 200

Carriers from 3 to 60 tons

With a plate width of only 280 mm, the HD200 is particularly suitable for compaction in narrow areas, as well as in sewer and pipeline construction. Despite the small size the ALLU Compactor is extremely robust and can be used on carriers from 3 to 60 tons. Its enormous impact power of up to up to 3.500 kg makes it unique in this size class and enables efficient compaction at full lift dumping heights.

- Optional:
- \*Hydraulic slewing drive with hydraulic circuit
  - \*Extension plate 400 mm



FEATURES	HD 125	HD 200
Excavator service weight (in tons)	1,5 - 10	5-20
Weight (in kg) including interchangeable frame	150	300
Overall height (in mm), including interchangeable frame	630	931
Plate dimensions (mm)	270 x 740	280 x 750
Frequency range (Hz)	55	28 - 60
Recommended minimum oil flow (liters per min.)	40	80
Maximum pressure (bar)	160	210
Dynamic impact power (in kg)	2000	800-3500
Hydraulic slewing drive retention torque (in Nm)	3.300	3.300
Dimensions (in mm)	740 x 270 x 460	750 x 280 x 750



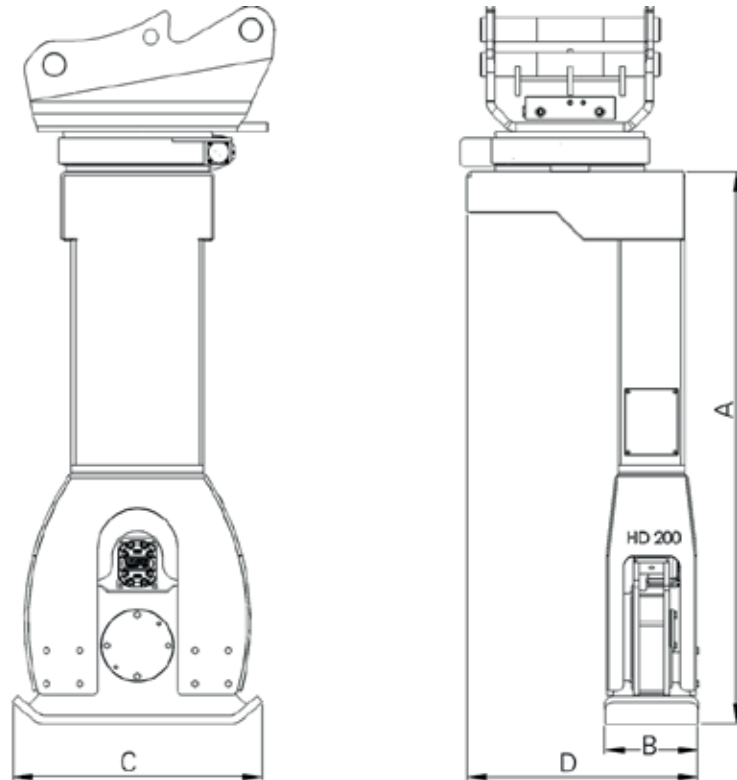
# PIPE ZONE COMPACTOR

## HD 200 TL and HD 200 TS.

### HD200 TL

The HD200 TL pipe zone compactor is the perfect solution for efficient sewer construction. Especially in the pipe zone an optimal compaction result is important to avoid pipe damages after installation. The small space requirement and easy handling allow an optimal compaction even in narrow areas. Compaction work around pipes and shafts, even at great depths, are carried out quickly and safely, without man in the trench and without exhaust fumes.

Apart from safety aspects the respiratory protection devices when operating combustion engine driven compactors in the pit are compliant to the legal regulations. The enormous impact power of the HD200 TL of up to 4.500 kg is unique and ensures best compaction results with full lift dumping height. The HD200 TL is suitable for pipes up to DN 2200.



### HD200 TS

HD200 TS corresponds in performance and function of the HD200 TL but is shorter and can therefore be used for pipes up to DN 1400.



FEATURES	HD 200 TL	HD 200 TS
Excavator service weight (in tons)	10 - 60	10 - 60
Weight (in kg) including interchangeable frame	800	750
Overall height (in mm), including interchangeable frame	2968	2168
Plate dimensions (mm)	280 x 750	280 x 750
Frequency range (Hz)	28 - 60	28 - 60
Recommended minimum oil flow (litres per min.)	100	100
Maximum pressure (bar)	210	210
Dynamic power of impact (in kg)	1500 - 4.500	1500-4.500
Hydraulic slewing drive retention torque (in Nm)	12900	12900
Dimensions (in mm)	750 x 280 (695) x 2455	750 x 280 (695) x 1655

# ALLU COMPACTOR BUCKET

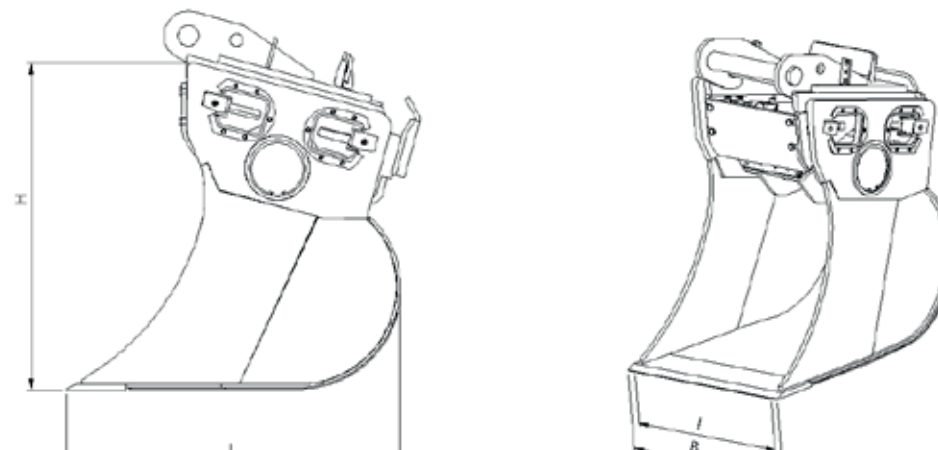
## TWO IN ONE.

The ALLU Proline compactor bucket combines several functions in one attachment. Excavation, backfilling and compaction with only one device!

Thanks to a driven unbalance in the bucket the compactor bucket replaces a compactor or vibration plate. The vibrations are eliminated by rubber vibration elements. During excavator operation the bucket is friction-locked via a hydraulic cylinder so that the compactor bucket can be operated as a normal digging tool.

- Significantly higher utilization of the carrier
- No cost intensive idle time or downtime
- Free capacities due to omission of the hand-guided vibratory plate
- Reduces noise, vibrations and exhaust fumes
- Reduction of fuel consumption and CO2 emissions
- No totally hydraulic quick coupler required (but possible)
- Low acquisition costs
- High economic efficiency

TWO FUNCTIONS COMBINED IN ONE ATTACHMENT  
- a full-fledged bucket and a full-fledged compactor



### TECHNICAL SPECIFICATIONS

FEATURES	300 X	400 XS	300 S	400 S	600 S
Excavator class (in tons)	1,6 - 2,6	1,5 - 2,6	3 - 5,5	3 - 5,5	3 - 5,5
Cutting width (in mm)	300	400	300	400	600
Content (in m3)	0,05	0,07	0,06	0,09	0,15
Weight (in kg)	150	160	170	180	200
Impact Power (in kg)	1200	1500	1800	2200	2800
Frequency range (Hz)	42	42	42	42	42
Oil flow (l/min)	35	35	35	35	35
Operating pressure (bar)	180	180	180	180	1800





EIGENSCHAFTEN	400 M	600 M	800 M	600 L	800 L	1200 XL
Excavator class (in tons)	5,5 - 8,5	5,5 - 8,5	5,5 - 805	13 - 17	3 - 5,5	20 - 30
Cutting width (in mm)	400	600	800	600	800	1200
Content (in m3)	0,13	0,20	0,30	0,33	0,46	1,10
Weight (in kg)	300	345	380	550	640	1900
Impact Power (in kg)	3000	3400	4200	4500	5200	8500
Frequency range (Hz)	42	42	42	42	42	42
Oil flow (l/min)	35	35	35	60	60	130
Operating pressure (bar)	180	180	180	180	180	220





**OUR GLOBAL  
TEAM IS HERE  
TO HELP YOU  
ACHIEVE YOUR  
COMPACTING  
GOALS.**



**COMPACTOR™**



SWECON SIA based in Riga, Latvia is selling a wide range of ALLU attachments that enhance the performance and versatility of excavators, loaders, and other earthmoving equipment. SWECON provides sales and rental solutions for ALLU's unique attachments, as well as complete aftermarket service and spare parts. SWECON is a leading supplier of state-of-the-art construction machinery in Europe, offering a wide range of flexible solutions and services that make life with machines as effortless and enjoyable as possible. SWECON, as a company, was formed on January 1, 1999 in Sweden and from 2002, SWECON went on to established itself as a dealer in Estonia, Latvia, and Lithuania, and later in Germany.

**SWECON**

📍 Granita street 12, Riga. More information: ☎ + 371 27333321 📱 @sweconlv